



**John
BOOS**
Since 1887

ITEM #: _____ QTY: _____

MODEL #: _____

PROJECT NAME: _____

070317

3601 S. Banker St. Effingham, IL 62401 • P.O. BOX 609 • Ph: (888) 431-2667 • Fax: (800) 433-2667

"TC-6" STAINLESS STEEL WORK TABLES

W/ 3/4" THICK HIGH DENSITY POLYETHYLENE TOP & 6" REAR RISER

W/ STAINLESS STEEL BASE & BRACING



FEATURES:

- 3/4" THICK **HIGH DENSITY POLYETHYLENE TOP** SECTIONED PER NSF REGULATIONS. (ALSO AVAILABLE W/ 1/2" OR 1" THICK HIGH DENSITY POLYETHYLENE & 1-1/2" THICK HARD ROCK MAPLE TOP, STYLE "SCT" FLAT TOP)
- 1 PIECE HIGH DENSITY POLYETHYLENE TOP AVAILABLE AT NO EXTRA CHARGE, (MUST SPECIFY)
- TOP IS HELD IN PLACE BY WELDED CLIPS, REMOVABLE FOR EASE IN CLEANING
- STAINLESS STEEL BASE & BRACING W/ 6" NON-REMOVABLE BACKSPLASH, TYPE 300 STAINLESS STEEL, W/ #4 POLISH, SATIN FINISH
- ADJUSTABLE STAINLESS STEEL BULLET FEET
- SHIPPED STANDARD WELDED SET-UP, AVAILABLE KNOCKDOWN, (MUST SPECIFY)
- APPROVED BY THE NSF & U.S. DEPT. OF AGRICULTURE



MATERIAL:

- TOP: HIGH DENSITY POLYETHYLENE
- FRAME: 1-1/2" SQUARE TUBE 18GA TYPE 300 STAINLESS STEEL W/ #4 POLISH, SATIN FINISH
- BRACING: 1-1/4" ROUND O.D. 18GA TYPE 300 TUBULAR STAINLESS STEEL W/ #4 POLISH, SATIN FINISH
- LEGS: 1-5/8" ROUND O.D. 16GA TYPE 300 TUBULAR STAINLESS STEEL W/ #4 POLISH, SATIN FINISH
- BACKSPLASH: 16GA TYPE 300 STAINLESS STEEL, W/ #4 POLISH SATIN FINISH
- FEET: 1" ADJUSTABLE STAINLESS STEEL BULLET FEET

CONSTRUCTION:

- STAINLESS STEEL BASES ARE TIG WELDED. EXPOSED WELDS ARE POLISHED TO MATCH ADJACENT SURFACE.

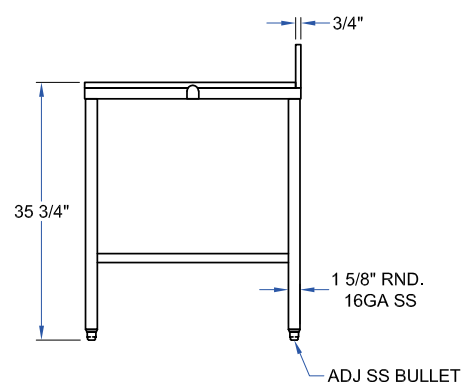
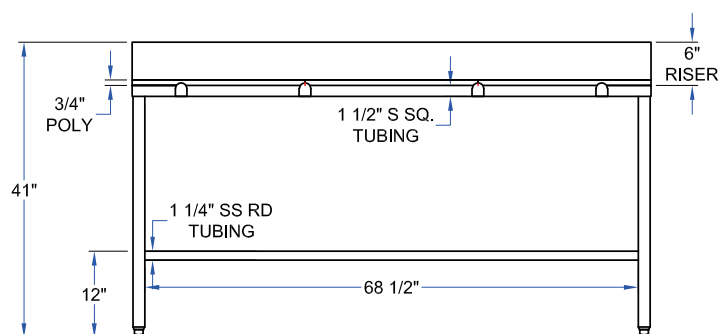
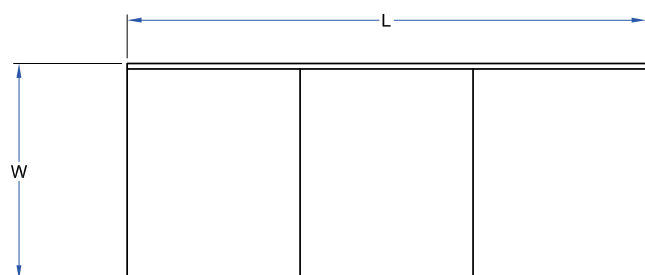
3/4" POLY TOP W/ STAINLESS STEEL BASE & BRACING

OPTIONAL ACCESSORIES

DESCRIPTION	MODEL #	QTY
DRAWER		
DRAWER LOCK		
CASTERS		
LOWER SHELVES		
MEAT BOAT RACKS		
PAPER HOLDER		
K.D. ASSEMBLE		

24" WIDE	QTY	30" WIDE	QTY	36" WIDE	QTY
TC092		TC098		TC104	
TC093		TC099		TC105	
TC094		TC100		TC106	
TC095		TC101		TC107	
TC095A		TC101A		TC107A	
TC096		TC102		TC108	
TC096A		TC0102A		TC108A	
TC097		TC103		TC109	

DETAILED SPECIFICATIONS



- UNITS 7 FT. AND LARGER ARE FURNISHED WITH SIX LEGS.

3/4" POLY TOP W/ STAINLESS STEEL BASE & BRACING

L	24" WIDE	WT. (LBS)	30" WIDE	WT. (LBS)	36" WIDE	WT. (LBS)
36"	TC092	57	TC098	64	TC104	71
48"	TC093	70	TC099	81	TC105	90
60"	TC094	80	TC100	99	TC106	106
72"	TC095	98	TC101	115	TC107	128
84"	TC95A	113	TC101A	132	TC107A	150
96"	TC096	127	TC102	149	TC108	172
108"	TC096A	143	TC102A	154	TC108A	186
120"	TC097	158	TC103	178	TC109	199

SOME UNITS SHIP UNASSEMBLED FOR REDUCED SHIPPING COST. ALL DIMENSIONS ARE TYPICAL. TOLERANCE +/- .500"

John Boos & Co. is constantly engaged in a program of improving products and therefore reserves the right to change specifications without prior notice.



Boos
lock

AQ AutoQuotes

3601 S. Banker St. • Effingham, IL 62401 • PO BOX 609 • quotes@johnboos.com

www.johnboos.com

062217

543