



# BEVERAGE-AIR

Project: _____	AIA#
Item: _____	
Location: _____	SIS#
Approved: _____	

## HBR BOTTOM MOUNTED REACH-IN REFRIGERATOR

HBR72HC Solid Door Bottom Mount Refrigerator  
Hydrocarbon Series

MODEL:  
HBR72HC-1

HBR72HC Bottom Mount Models: Horizon Series



HBR72HC-1

**3 Year Parts/Labor Warranty**  
**Additional 2 Year Compressor Warranty**

### CABINET CONSTRUCTION

- Stainless steel front, side, and grille (galvanized back & bottom)
- Stainless steel interior
- Full electronic control
- LED lighting standard
- One -piece grille allow easy removal/installation for preventative maintenance
- Self closing doors with 120° stay open feature
- Spring-loaded style hinges
- Plug-in magnetic door gaskets
- Door locks (solid doors only)
- Anti-microbial door handles
- Nine (9) heavy duty epoxy coated wire shelves
- 6" Casters standard with two (2) brakes
- Maintains product temperatures between 36°F and 38°F

### OPTIONS & ACCESSORIES

- ☐ Stainless steel universal tray slide pair, 1 tray slide set for (1) 18" x 26" or (2) 14" x 18" pans (AC)
- ☐ Epoxy shelves
- ☐ Shelf clips
- ☐ 3" caster or 6" legs
- ☐ Wine models
- ☐ Wine rack
- ☐ Remote option

### REFRIGERATION SYSTEM

- Refrigeration system uses R290 refrigerant to comply with all environmental concerns
- Automatic, non-electric defrost
- Epoxy coated evaporator coil



3779 Champion Blvd., Winston-Salem, NC 27105  
1-888-845-9800 Fax: 1-336-245-6453  
Beverage-Air.com sales@bevair.com



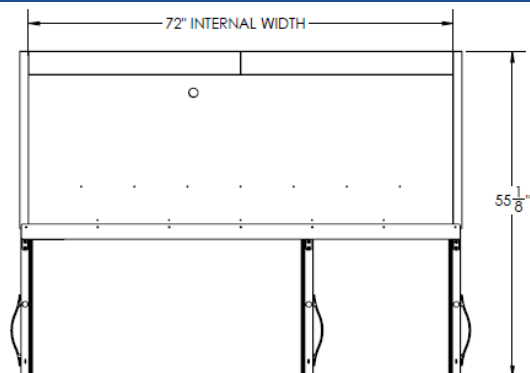
# BEVERAGE-AIR

MODEL	HBR72HC-1
EXTERNAL DIMENSIONAL DATA	
Width Overall	75"
Depth Overall with Handle	33 3/4"
Height Overall with 6" Casters	84 1/4"
Number of Doors	3
Depth with Door Open 90°	55 1/8"
Door Opening (in)	21 3/4" x 52 5/8" (2) 21 7/8" x 52 5/8" Center
INTERNAL DIMENSIONAL DATA	
NET Capacity (cubic ft.)	68.93
Internal Width Overall (in)	72"
Internal Depth Overall (in)	26"
Internal Height Overall (in)	61 5/8"
Internal Height Useable (in)	53"
Number of Shelves	9
ELECTRICAL DATA	
Full Load Amperes 115/60/1	6.2
REFRIGERATION DATA	
Horsepower	1/2
Capacity (BTU/Hr)*	2808
WEIGHT DATA	
Gross Weight (Crated lbs)	764 lbs
Height - Crated	85"
Width - Crated	77"
Depth - Crated	36"

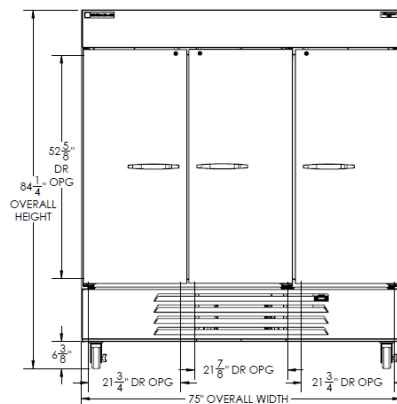
## Bottom Mount Reach-ins Refrigerator

Model: HBR72HC-1

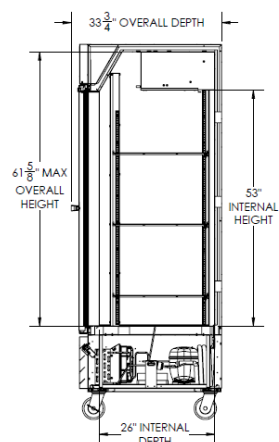
### Model Views



Plan View



Elevation View



Side View

### ELECTRICAL CONNECTION



115/60/1  
NEMA-5-15P

Units pre-wired at factory and include 8' long cord and plug set.



an Ali Group Company



The Spirit of Excellence

3779 Champion Blvd., Winston-Salem, NC 27105  
1-888-845-9800 Fax: 1-336-245-6453  
Beverage-Air.com sales@bevair.com